


FEATURES特点

- 5 Amps super miniature relay.
5安培超小型继电器.
- Surge strength: 1500 VAC.
耐压 1500 VAC.
- High sensitivity 1 Form C (SPDT) contact in small package.
高感度1组转换接点小型态继电器.
- Nominal power 360mW.
正常功率360毫瓦特.
- Operating power 200mW.
动作功率 200毫瓦特.
- DIL pitch terminal.
DIL 型端子



用途：自动装置、通讯设备、
无线电遥控、声控玩具。

CONTACT RATING 接点参数

Contact Form接点形式	1C SPDT
Max. Switching Power最大切换功率	625VAC 150W
Max. Switching Voltage最大切换电压	250VAC 30VDC
Max. Switching Current最大切换电流	5A
Min. Switching Current / Voltage 最小切换电流/电压	100mA 5VDC
Rating Load(Resistive)额定负载(阻性)	5A/125VAC, 5A/30VDC, 3A/250VAC
Contact Material接点材质	Ag Alloy 银合金

CHARACTERISTICS 性能参数

Electrical Life 电气寿命	1 × 10 ⁵	
Mechanical Life机械寿命	1 × 10 ⁷	
Insulation Resistance绝缘阻抗	Min. 100MΩ 500VDC	
Contact Resistance(Initial)接点电阻	≤100mΩ	
Operate Time 动作时间	≤6ms	
Release Time 开放时间	≤3ms	
Initial Dielectric Strength 耐压	between open contacts开放接点间: 50/60Hz 500VAC 1min. between contacts and coil 接点线圈间: 50/60Hz 500VAC 1min.	
Vibration Resistance 耐振动	Malfunction: 误动作:	10 ~ 55Hz Double Amplitude双振幅 1.5mm
	Damage limits: 耐久:	10 ~ 55Hz Double Amplitud双振幅 1.5mm
Shock Resistance 耐冲击	Malfunction: 误动作:	10G
	Damage limits: 耐久:	100G
Ambient Temperature环境温度	-30°C ~ +70°C (No freezing 无结冰)	
Relative Humidity相对湿度	85% at 40°C	
Unit Weight单位重量	约 Approx. 3g	

ORDERING INFORMATION型号代码说明

972-1C-6 D S-F 1 2 3 4 5 6	
<ol style="list-style-type: none"> 1. Model Number 型号 2. Contact Arrangement 接点形式 1C = 1 Form C 1组转换 3. Coil Voltage 线圈电压 3 ~ 24VDC 4. Coil Type 线圈形式 D=DC 直流 	<ol style="list-style-type: none"> 5. Enclosure 密封形式 Nil = General Type 标准型 S = Sealed Type 密封型 6. Terminal Arrangement 端子形式 Nil = General Type 标准型 F = Movable Contact Terminal & Coil Terminal at One Side 可动接点端子及线圈端子在同一侧

COIL RATINGS (at 20°C) 线圈额定值 (在20°C)

COIL TYPE 线圈形式	Coil Nominal Voltage 线圈额定电压 (V)	Coil Resistance 线圈阻抗 ($\Omega \pm 10\%$)	Pick-Up Voltage 动作电压(V) (Max)	Drop-Out Voltage 开放电压(V) (Min)	Nominal Current 额定电流 (mA)
DC Standard Coils 直流标准线圈 (abt. 0.36W)	3	25	2.25	0.3	120
	5	70	3.75	0.5	71.4
	6	100	4.5	0.6	60
	9	220	6.75	0.9	40.9
	12	400	9	1.2	30
	24	1600	18	2.4	15

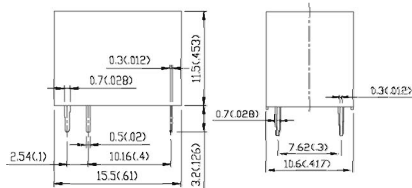
* Max Continuous Voltage at 20° C: 130% of Coil Normal Voltage.

最大使用电压在20°C:线圈额定电压的130%

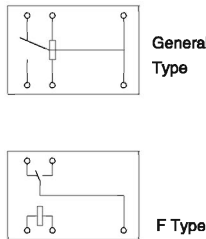
OUTLINE DIMENSIONS 外部尺寸

UNIT: mm(inch) 单位: 毫米(英寸)

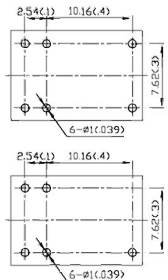
Dimensions尺寸



Internal Connections接线图
(Bottom View底视图)



Drilling Plan孔位图
(Bottom View底视图)

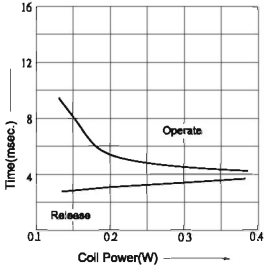


REMARK: Dimensions $\leq 5\text{mm} \pm 0.2\text{mm}$, $> 5\text{mm} \pm 0.3\text{mm}$, the tolerance of PCB thru hole: $+0.2\text{mm}$

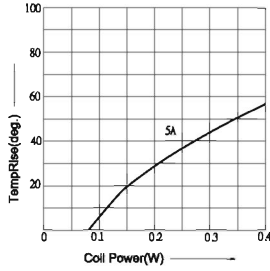
备注: 尺寸公差 $\leq 5\text{mm} \pm 0.2\text{mm}$, $> 5\text{mm} \pm 0.3\text{mm}$, 印刷电路板孔 $+0.2\text{mm}$

972 Reference Data 参考资料

Timing



Coil Temperature Rise



Life Curves

