

## FEATURES特点

- UL safety approval. UL 安规认证.
- 10 Amps small size relay. 10 Amps 小形继电器.
- 1A (SPST-NO), 1C (SPDT) arrangements.  
1A (一组常开), 1C (一组转换)两种接点形式.
- Standard coils consume low power in small package.  
标准线圈消耗低功率的小尺寸.
- Surge Strength : 4000VAC 耐压 : 4000VAC
- Nominal power 320mW~450mW.  
正常功率 320~450毫瓦特.
- Operating power 200mW~250mW.  
动作功耗为 220~250毫瓦特
- Printed circuit terminals—fits grid with 2.54mm.  
电路板端子脚规格为 2.54mm.



UL FILE NO.: E162117

用途：家用电器、自动化系统、电子设备、仪器、仪表、通讯设备和遥控系统。

## CONTACT RATING 接点参数

Contact Form接点形式	1A SPST-NO	1C SPDT
Max. Switching Power 最大切换功率	1200VA 280W	
Max. Switching Voltage 最大切换电压	240VAC 28VDC	
Max. Switching Current 最大切换电流	10A	
Min. Switching Current / Voltage 最小切换电流/电压	100mA 5VDC	
Rating Load(Resistive)额定负载(阻性)	10A/120VAC ,10A/28VDC, 5A/240VAC	
Contact Material接点材质	Ag Alloy银合金	

## CHARACTERISTICS 性能参数

Electrical Life 电气寿命	1 × 10 <sup>5</sup>	
Mechanical Life机械寿命	1 × 10 <sup>7</sup>	
Insulation Resistance绝缘阻抗	Min. 100MΩ 500VDC	
Contact Resistance(Initial)接点电阻	≤100mΩ	
Operate Time 动作时间	≤7ms	
Release Time 开放时间	≤5ms	
Initial Dielectric Strength 耐压	between open contacts开放接点间: 50/60Hz 750VAC 1min. between contacts and coil接点线圈间: 50/60Hz 2000VAC 1min.	
Vibration Resistance 耐振动	Malfunction: 误动作:	10 ~ 55Hz Double Amplitude双振幅 1.5mm
	Damage limits: 耐久:	10 ~ 55Hz Double Amplitude双振幅 1.5mm
Shock Resistance 耐冲击	Malfunction: 误动作:	10G
	Damage limits: 耐久:	100G
Ambient Temperature环境温度	-40℃ ~ +85℃ (No freezing 无结冰)	
Relative Humidity相对湿度	85% at 40℃	
Unit Weight单位重量	约Approx. 7.7g	



# 957系列继电器SERIES RELAY

## ORDERING INFORMATION型号代码说明

957 H - 1C - 12 D S  
 1 2 3 4 5 6

<p>1. Model Number 型号          2. Coil Sensitivity 线圈感度          Nil= Standard Type 标准型 (约 0.45W)          H = High Sensitive Type 高感度型(约 0.32W)          3. Contact Arrangement          1A = 1 Form A 1组常开          1C = 1 Form C 1组转换</p>	<p>4. Coil Voltage 线圈电压          3 ~ 48VDC          5. Coil Type 线圈形式          D=DC 直流          6. Enclosure 密封形式          S = Sealed Type 密封型</p>
--	--

## COIL RATINGS (at 20°C) 线圈额定值 (在20°C)

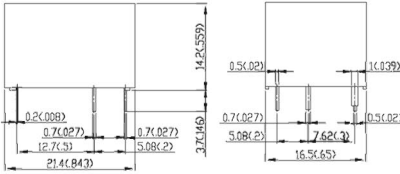
COIL TYPE 线圈形式	Coil Nominal Voltage 线圈额定电压 (V)	Coil Resistance 线圈阻抗 ( $\Omega \pm 10\%$ )	Pick-Up Voltage 动作电压(V) (Max)	Drop-Out Voltage 开放电压(V) (Min)	Nominal Current 额定电流 (mA)
DC Standard Coils 直流标准线圈 (abt. 0.45W)	3	20	2.25	0.3	150
	5	56	3.75	0.5	89.3
	6	80	4.5	0.6	75
	9	180	6.75	0.9	50
	12	320	9	1.2	37.5
	24	1150	18	2.4	20.9
	48	4600	36	4.8	10.4
DC High Sensitive Coils 直流高感度线圈 (abt. 0.32W)	3	27	2.25	0.30	111
	5	80	3.75	0.50	62.5
	6	110	4.50	0.60	54.5
	9	250	6.75	0.90	36
	12	440	9.00	1.20	27
	24	1760	18.00	2.40	13.5
	48	6980	36.00	4.80	9.2

\* Max Continuous Voltage at 20°C: 130% of Coil Normal Voltage.  
 最大使用电压在20°C:线圈额定电压的130%

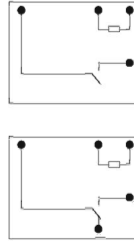
## OUTLINE DIMENSIONS 外部尺寸

UNIT: mm(inch) 单位: 毫米(英寸)

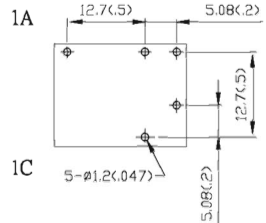
Dimensions尺寸



Internal Connections接线图  
(Bottom View底视图)



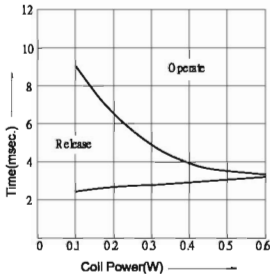
Drilling Plan孔位图  
(Bottom View底视图)



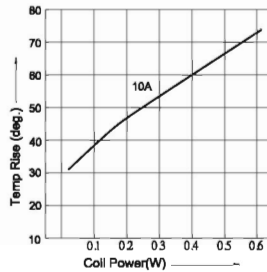
REMARK: Dimensions  $\leq 5\text{mm} \pm 0.2\text{mm}$ ,  $> 5\text{mm} \pm 0.3\text{mm}$ , the tolerance of PCB thru hole:  $+0.2\text{mm}$   
备注: 尺寸公差  $\leq 5\text{mm} \pm 0.2\text{mm}$ ,  $> 5\text{mm} \pm 0.3\text{mm}$ , 印刷电路板孔 $+0.2\text{mm}$

## 957 Reference Data 参考资料

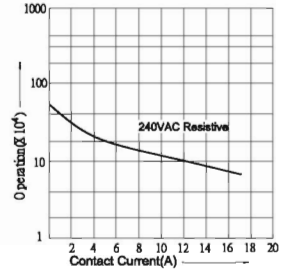
Timing



Coil Temperature Rise



Life Curves



## SAFETY STANDARD 安规认证

SAFETY 安规名称	Coil Voltage 线圈电压	Contact Rated 接点额定值
UL	3-48VDC	2.2 FLA, 13.2 LRA, 120 VAC 1.1 FLA, 6.6 LRA, 240 VAC 10 A / 120V AC 10 A / 28VDC 5 A / 240VAC