

FEATURES特点

- UL safety approval.
UL 安规认证。
- Nominal power 200mW.
正常功耗为 200mW
- Operating power 100mW.
动作功耗为 100mW.
- Heavy current up to 10 Amps.
高电流达到 10 Amps.
- DIL pitch terminal.
DIL 型端子



UL FILE NO.: E171095

用途举例：自动控制装置、监测装置、报警装置、继电保护装置、家用电器等电子设备中切换电路使用

CONTACT RATING 接点参数

Contact Form接点形式	1A SPST-NO	1 C SPDT
Max. Switching Power最大切换功率	2400VA 300W	1680VA 210W
Max. Switching Voltage最大切换电压	240VAC 30VDC	
Max. Switching Current最大切换电流	10A	7A
Min. Switching Current/Voltage 最小切换电流/电压	100mA 5VDC	
Rating Load(Resistive)额定负载(阻性)	10A 240VAC 10A 30VDC	7A 240VAC 7A 30VDC
Contact Material接点材质	Ag Alloy银合金	

CHARACTERISTICS 性能参数

Electrical Life 电气寿命	1 × 10 ⁵	
Mechanical Life机械寿命	1 × 10 ⁷	
Insulation Resistance绝缘阻抗	Min. 1000MΩ 500VDC	
Contact Resistance(Initial)接点电阻	≤ 100mΩ	
Operate Time 动作时间	≤ 10ms	
Release Time 开放时间	≤ 10ms	
Initial Dielectric Strength 耐压	Between open contacts开放接点间: 50/60Hz 1000VAC 1min. Between contacts and coil接点线圈间: 50/60Hz 2000VAC 1min.	
Vibration Resistance 耐振动	Malfunction: 误动作:	10 ~ 55Hz Double Amplitude双振幅 1.5mm
	Damage limits: 耐久:	10 ~ 55Hz Double Amplitude双振幅 1.5mm
Shock Resistance 耐冲击	Malfunction: 误动作:	10G
	Damage limits: 耐久:	100G
Ambient Temperature环境温度	-40°C ~ +85°C (No freezing 无结冰)	
Relative Humidity相对湿度	85% at 40°C	
Unit Weight单位重量	约 Approx. 5.5g	

ORDERING INFORMATION型号代码说明

944 - 1C - 6 D S 1 2 3 4 5	
<p>1. Model Number型号</p> <p>2. Contact Arrangement接点形式 1A = 1 Form A 1组常开 1C = 1 Form C 1组转换</p> <p>3. Coil Voltage线圈电压 3 ~ 24VDC</p>	<p>4. Coil Type线圈形式 D=DC直流</p> <p>5. Enclosure密封形式 S=Sealed Type 密封型</p>

COIL RATINGS (at 20°C) 线圈额定值 (在20°C)

COIL TYPE 线圈形式	Coil Nominal Voltage 线圈额定电压 (V)	Coil Resistance 线圈阻抗 ($\Omega \pm 10\%$)	Pick-Up Voltage 动作电压 (V) (Max)	Drop-Out Voltage 开放电压 (V) (Min)	Nominal Current 额定电流 (mA)
DC Standard Coils 直流标准型 (abt. 0.2W)	3	45	2.1	0.3	66.7
	5	125	3.5	0.5	40
	6	180	4.2	0.6	33.3
	9	405	6.3	0.9	22.2
	12	720	8.4	1.2	16.7
	24	2880	16.8	2.4	8.3

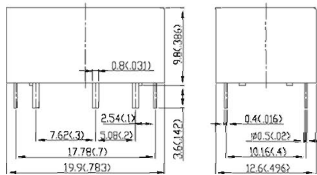
* Max Continuous Voltage at 20°C: 130% of Coil Normal Voltage.

最大使用电压在20°C:线圈额定电压的130%

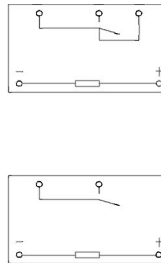
OUTLINE DIMENSIONS 外部尺寸

UNIT: mm(inch) 单位: 毫米(英寸)

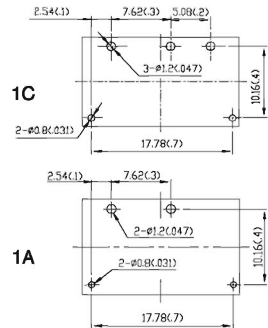
Dimensions尺寸



Internal Connections接线图
(Bottom View底视图)



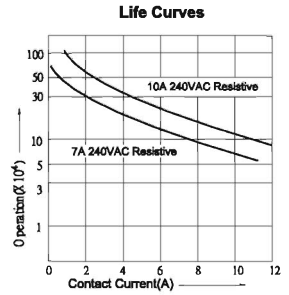
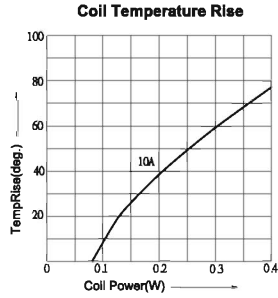
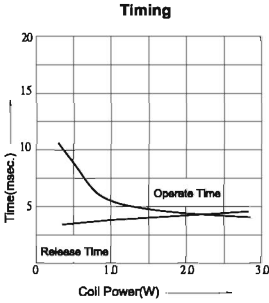
Drilling Plan孔位图
(Bottom View底视图)



REMARK: Dimensions $\leq 5\text{mm} \pm 0.2\text{mm}$, $> 5\text{mm} \pm 0.3\text{mm}$, the tolerance of PCB thru hole: $+0.2\text{mm}$

备注: 尺寸公差 $\leq 5\text{mm} \pm 0.2\text{mm}$, $> 5\text{mm} \pm 0.3\text{mm}$, 印刷电路板孔 $+0.2\text{mm}$

944 Reference Data 参考资料



SAFETY STANDARD 安规认证

SAFETY 安规名称	Coil Voltage 线圈电压	Contact Rated 接点额定值
UL	3 ~ 24VDC	1A: 10A/240VAC 1C: 7A/240VAC 10A/30VDC 7A/30VDC 1/6HP/120VAC 1/10HP/120VAC