

FEATURES特点

- UL safety approval.
UL安规认证.
- 1 Amps super miniature relay.
1安培超小型继电器.
- 1 Form C (SPDT) contact.
1组转换接点.
- Surge strength:1,500V
耐压:1,500伏特
- Nominal power 150mW ~ 200mW.
正常功率150mW ~ 200mW
- DIL pitch terminal.
DIL 型端子.
- Washable Type (ultrasonic cleaning is not recommended)
可清洗型 (不建议用超声波清洗)



UL FILE NO.:E169563

用途: 电话机、Modem、传真、手提轻便设备、音频设备、自动装置、通讯设备、无线电遥控、声控玩具。

CONTACT RATING 接点参数

Contact Form接点形式	1C SPDT
Max. Switching Power最大切换功率	62.5VA 30W
Max. Switching Voltage最大切换电压	125VAC 30VDC
Max. Switching Current最大切换电流	1A
Min. Switching Current/Voltage最小切换电流/电压	100mV 1mA
Rating Load(Resistive)额定负载(阻性)	0.5A 125VAC 1A 24VDC
Contact Material 接点材质	Ag Alloy银合金

CHARACTERISTICS 性能参数

Electrical Life 电气寿命	1 × 10 ⁵	
Mechanical Life机械寿命	1 × 10 ⁷	
Insulation Resistance绝缘阻抗	Min. 100MΩ 500VDC	
Contact Resistance(Initial)接点电阻	≤100mΩ	
Operate Time 动作时间	≤5ms	
Release Time 开放时间	≤5ms	
Initial Dielectric Strength 耐压	between open contacts开放接点间: 50/60Hz 400VAC 1min between contacts and coil接点线圈间: 50/60Hz 1000VAC 1min.	
Vibration Resistance 耐振动	Malfunction: 误动作:	10 ~ 55Hz Double Amplitude双振幅 1.5mm
	Damage limits: 耐久:	10 ~ 55Hz Double Amplitude双振幅 1.5mm
Shock Resistance 耐冲击	Malfunction: 误动作:	10G
	Damage limits: 耐久:	100G
Ambient Temperature环境温度	-30°C ~ +70°C (No freezing 无结冰)	
Relative Humidity相对湿度	85% at 40°C	
Unit Weight单位重量	约Approx. 2.2g	



Y14系列继电器SERIES RELAY

ORDERING INFORMATION型号代码说明

Y14 H - 1C - 12 D S 1 2 3 4 5 6	
<p>1. Model Number 型号</p> <p>2. Coil Sensitivity 线圈感度 NII = Standard Type标准型 (约. 0.2W) H = High Sensitive Type高感度型 (约. 0.15W)</p> <p>3. Contact Arrangement 接点形式 1C = 1 Form C 1组转换</p>	<p>4. Coil Voltage 线圈电压 3 ~ 24VDC</p> <p>5. Coil Type 线圈形式 D=DC直流</p> <p>6. Enclosure 密封形式 S = Sealed Type密封型</p>

COIL RATINGS (at 20°C) 线圈额定值 (在20°C)

COIL TYPE 线圈形式	Coil Nominal Voltage 线圈额定电压 (V)	Coil Resistance 线圈阻抗 ($\Omega \pm 10\%$)	Pick-Up Voltage 动作电压(V) (Max)	Drop-Out Voltage 开放电压(V) (Min)	Nominal Current 额定电流 (mA)
DC Standard Coils 直流标准型线圈 (abt. 0.2W)	3	45	2.40	0.3	66.7
	5	125	4.00	0.5	40.0
	6	180	4.80	0.6	33.3
	9	405	7.20	0.9	22.2
	12	720	9.60	1.2	16.6
	24	2880	19.20	2.4	8.3
DC High Sensitive Coils 直流高感度型线圈 (abt. 0.15W)	3	60	2.40	0.3	50.0
	5	167	4.00	0.5	29.9
	6	240	4.80	0.6	25.0
	9	540	7.20	0.9	16.7
	12	960	9.60	1.2	12.5
	24	3840	19.20	2.4	6.3

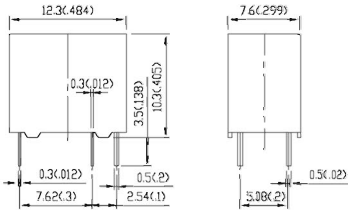
* Max Continuous Voltage at 20°C: 130% of Coil Normal Voltage.

最大使用电压在20°C:线圈额定电压的130%

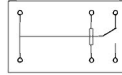
OUTLINE DIMENSIONS 外部尺寸

UNIT: mm(inch) 单位: 毫米(英寸)

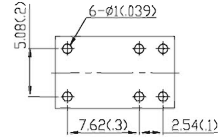
Dimensions尺寸



Internal Connections接线图
(Bottom View底视图)



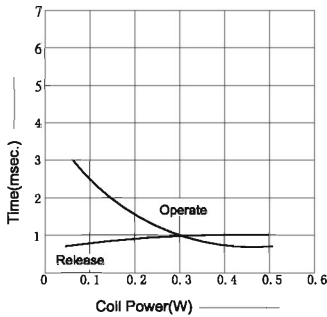
Drilling Plan孔位图
(Bottom View底视图)



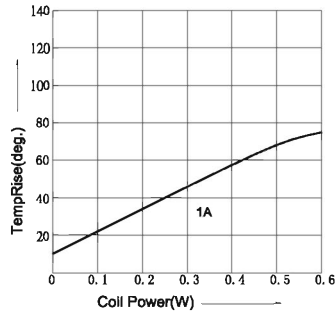
REMARK: Dimensions $\leq 5\text{mm} \pm 0.2\text{mm}$, $> 5\text{mm} \pm 0.3\text{mm}$, the tolerance of PCB thru hole: $+0.2\text{mm}$
备注: 尺寸公差 $\leq 5\text{mm} \pm 0.2\text{mm}$, $> 5\text{mm} \pm 0.3\text{mm}$, 印刷电路板孔 $+0.2\text{mm}$

Y14 Reference Data 参考资料

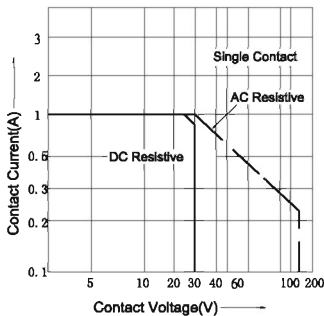
Timing



Coil Temperature Rise



Maximum Switching Power



Life Curves

